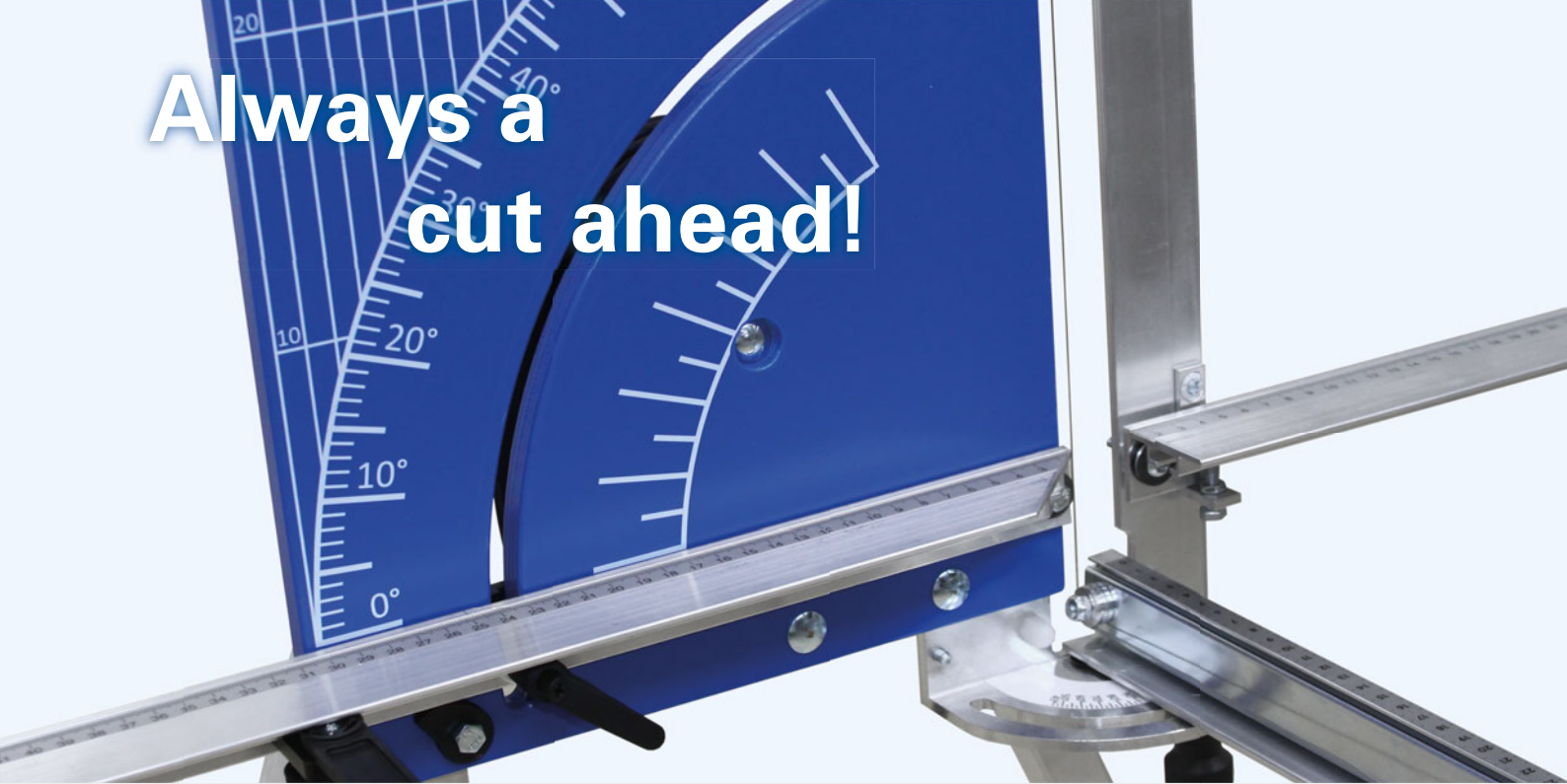


Always a  
cut ahead!



**Glow-wire cutting device SPEWE 212SL-30**





# Dosteba

*Werkzeuge sind  
Tools are  
unsere Stärke  
our strength*

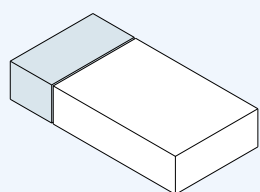
# SPEWE 212SL-30

## Convincing details

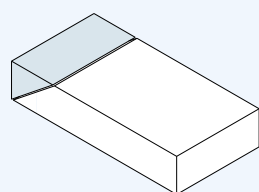


## Types of cut

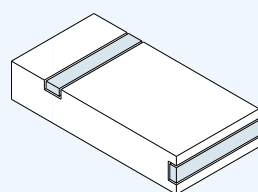
straight



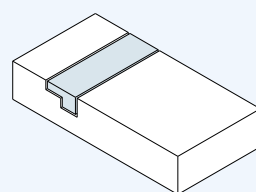
mitre



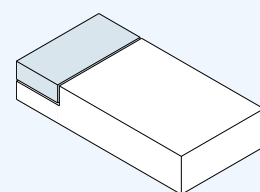
groove



stepped groove



step/rabbet



# Glow-wire cutting device

## Installation positions

11



12

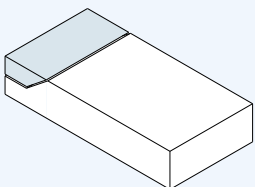


13

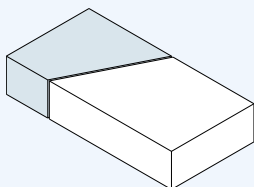


- 1 Pivoting bow cutter with bevel display
- 2 Pivoting depth stop for rabbet, groove or separating cuts. Also suitable for smaller roof rafter cut-outs
- 3 Bracket track with plate guide, integrated, retractable panel stop and adjustable support as tilt protection for thick insulation boards
- 4 Pivoting bracket track (1.00 m long) and clear scaling on the base panel for precise, individual bevel cuts
- 5 Fibreglass-reinforced corner connector for static bow cutter
- 6 Pivoting footrests that can be mounted on the device for simple and fast assembly
- 7 Pivoting right bracket track with plate guide
- 8 Integrated transformer with replaceable fuse
- 9 Railing fastener/support (belt) as fall protection when leaning on scaffolding
- 10 Vertical track with pivoting plate guides for rip or cross cuts. Guide rails also included for optional corner cutting device
- 11 Stand-alone unit
- 12 Stand-alone unit with optional corner cutter
- 13 The device can be attached to the scaffolding with the belt to protect against falling using the quick clip lock

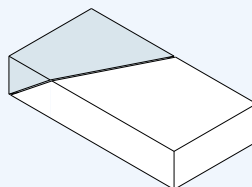
step with mitre



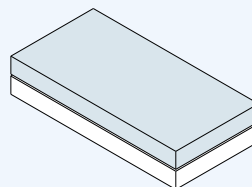
bevel



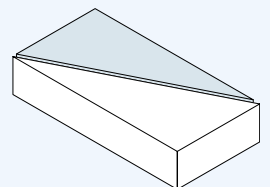
bevel with mitre




cross or separating cut



diagonal







## Accessories for SPEWE 212SL

### Included with the equipment

Swivel-mounted footrests

Free-standing support

Right bracket track with  
integrated corner cutter track


Spare fuse

Spare wire 0.65 mm

### Optionally available

Aluminium case with wheels

Corner cutter SPEWE  
ES-212SL-30 with transformer  
and transport bag



### The product

Versatile and compact glow-wire floor-mounted cutting device SPEWE 212SL-30 for polystyrene panels with swivel-mounted footrests, free-standing support, corner cutter guide rail, bracket track on both sides, depth stop, on/off-switch for continuous operation, railing fastening. Application options: Can be leaned on the wall as a stand-alone unit, secured to scaffolding via the belt or used on the ground with the free-standing support.

### Technical data

- Cutting depth at 90°:	305 mm
- Cutting depth at 45°:	215 mm
- Cut length:	1280 mm
- Weight:	14.5 kg

### Delivery information

Cutting device SPEWE 212SL-30 with swivel-mounted footrests, free-standing support, right bracket track with integrated corner cutter track, spare fuse, spare wire

### Dosteba AG

CH-8184 Bachenbülach

Phone: +41 43 277 66 00

### Dosteba GmbH

D-72770 Reutlingen

Phone: +49 7121 30177 10

